





OPERATIONS LOG					Readings Taken at 0730 Hours																							
		SANTA FELICIA DAM								FREEMAN DIVERSION					RECHARGE				IRRIGATION						DWR			
	Left of A	Table	Book	B		C	D	E		G	H	I	J	K	T	L	M	N	P			S						
	SFD El.	Stor.	Surface	Evap.	Inflow	Outflow	Hydro	Rain	River	Diverted	Fish	Flush	Crest	El Rio	S Weir	Noble	Piru	T.I.D.	PTP	PVCWD		L Posas	Sat. Well	Pyr	Cast			
Date	in Feet	A/F	Acres	Inches	CFS	CFS	Kw	160E	CFS	Avg. CFS	CFS	CFS	CFS	CFS	CFS	CFS	CFS	A/F	A/F	A/F	%	A/F	A/F	CFS	CFS			
		22,804																										
1/1/2010	988.50	22,865	649.00	0.380	41	5	0	0.00	80	75				0	60		0	38.7	7.8	30.9	21%	28	0.0					
1/2/2010	988.50	22,865	649.00	0.100	6	5	0	0.00	68	77				0	62		0	11.7	21.6	-9.9	-6%	0	0.0					
1/3/2010	988.50	22,865	649.00	0.280	9	5	0	0.00	79	70				0	68		0	22.7	16.0	6.7	5%	0	0.0					
1/4/2010	988.60	22,928	650.20	0.840	48	5	0	0.00	85	70				0	65		0	38.9	25.5	13.4	10%	17.9	0.0	15	5			
1/5/2010	988.60	22,928	650.20	0.066	6	5	0	0.00	71	70				0	35		0	70.9	26.9	44.0	32%	49.2	0.0	14	5			
1/6/2010	988.65	22,959	650.80	0.062	22	5	0	0.00	60	70				0	26		0	86.5	23.3	63.2	46%	62.1	19.0	14	5			
1/7/2010	988.70	22,990	651.40	0.062	22	5	0	0.00	58	70				0	25		0	65.6	23.5	42.1	30%	39.6	0.0	14	5			
1/8/2010	988.75	23,021	652.00	0.054	21	5	0	0.00	68	68				0	25		0	84.9	27.0	57.9	43%	65.4	0.0	25	5			
1/9/2010	988.80	23,052	652.60	0.062	22	5	0	0.00	60	68				0	24		0	72.1	26.3	45.8	34%	43.8	0.0					
1/10/2010	988.85	23,083	653.20	0.064	22	5	0	0.00	50	68				0	23		0	54.4	7.4	47.0	35%	28.9	0.0					
1/11/2010	989.00	23,177	655.00	0.024	53	5	0	0.00	56	70				0	51		0	9.1	18.9	-9.8	-7%	0	0.0	25	5			
1/12/2010	989.05	23,208	655.45	0.420	26	5	0	0.00	52	64				0	26		0	52.2	19.7	32.5	26%	34	0.0					
1/13/2010	989.20	23,302	656.80	0.076	54	5	0	0.11	55	62				0	26		0	58.4	11.1	47.3	39%	37.3	0.0	30	5			
1/14/2010	989.30	23,365	657.70	0.068	38	5	0	0.00	41	70				0	36		0	10.4	9.7	0.7	1%	0	0.0	30	5			
1/15/2010	989.40	23,428	658.60	0.092	38	5	0	0.00	58	59				0	36		0	42.6	15.1	27.5	24%	34.5	0.0	30	5			
1/16/2010	989.50	23,491	659.50	0.064	38	5	0	0.00	49	73				0	39		0	19.6	10.7	8.9	6%	0	0.0					
1/17/2010	989.60	23,554	660.40	0.042	37	5	0	0.00	65	69				0	43		0	44.3	2.8	41.5	30%	35.3	0.0					
1/18/2010	989.80	23,681	662.20	0.056	70	5	0	1.35	1	0			375	0	0		0	2.4	0.0	2.4	#DIV/0!	0	0.0					
1/19/2010	991.30	24,644	677.30	0.018	492	5	0	1.32	0	0			1500	0	0		0	0.0	0.1	-0.1	#DIV/0!	0	0.0	425	5			
1/20/2010	993.01	25,772	697.00	0.038	575	5	0	1.00	0	0			1500	0	0		0	0.0	0.4	-0.4	#DIV/0!	0	0.0	425	5			
1/21/2010	995.80	27,667	718.60	0.064	963	5	0	1.27	0	0			4100	0	0		0	0.0	0.5	-0.5	#DIV/0!	0	0.0	425	5			
1/22/2010	998.20	29,356	740.80	0.058	5	5	0	1.60	0	0			4269	0	0		0	0.0	2.2	-2.2	#DIV/0!	0	0.0	150	5			
1/23/2010	999.40	30,221	751.20	0.052	5	5	0	0.21	184	305			1550	0	185	0	0	0.0	5.0	-5.0	-1%	0	1.6					
1/24/2010	1000.00	30,658	756.00	0.035	5	5	0	0.00	257	240			900	0	252	68	0	10.4	0.1	10.3	2%	3.8	0.0					
1/25/2010	1000.45	30,988	759.60	0.064	5	5	0	0.00	210	248			350	0	210	68	0	0.3	3.2	-2.9	-1%	0	0.0	75	5			
1/26/2010	1000.80	31,245	762.40	0.680	5	5	0	0.00	231	249	120		150	0	229	56	0	3.8	3.2	0.6	0%	0	0.0	65	5			
1/27/2010	1001.15	31,503	765.05	0.033	5	5	0	0.03	183	194	120		124	0	181	50	0	4.5	6.1	-1.6	0%	0	0.0	65	5			
1/28/2010	1001.40	31,688	766.80	0.064	5	5	0	0.00	159	155	120		242	0	155	45	0	7.2	4.0	3.2	1%	0	0.0	65	5			
1/29/2010	1001.65	31,873	768.55	0.064	5	5	0	0.00	132	128	120	21	182	0	130	0	0	4.2	8.1	-3.9	-2%	0	0.0	75	5			
1/30/2010	1002.00	32,133	771.00	0.018	5	5	0	0.00	127	105	120		156	0	110	0	0	33.2	9.7	23.5	11%	20	0.0					
1/31/2010	1002.20	32,282	772.40	0.038	5	5	0	0.00	102	78	120		201	0	86	0	0	32.0	1.1	30.9	20%	28.2	0.0					
TOTAL CFS					4.038	2652	156		6.89	2643	2875	720	21	15599	0	2208	287	0							1967	90		
AVERAGE CFS						86	5			85	93	120	21	1114	0	71	32	0							109	5		
TOTAL A/F						5251	309			5232	5693	1426	41	30886	0	4372	568	0	881	337	544			21	3895	178		
MONTHLY REVENUE TO DATE (Approx)								\$0	K																			
AVERAGE A/F						169	10			169	184	238	41	2206	0	141	63	0	28	11	18	#DIV/0!		1	216	10		
WATER YEAR TOTALS A/F						5,251	#REF!		6.89	5,232	5,693	1,426	41		0	4,372	568	0	881	337	544			21	3,895	178		